



**Criterion : IV – Infrastructure and Learning Resources**  
**Metric : 4.2 –Library as a Learning Resource**  
**Year : 2018-2023**



#### 4.2.4 Library Usage

##### Use of Central Library during 2022-2023

**14575 Users**



**Criterion : IV – Infrastructure and Learning Resources**  
**Metric : 4.2 –Library as a Learning Resource**  
**Year : 2018-2023**



NAAC 3<sup>rd</sup> CYCLE SELF-STUDY REPORT (SSR)



**Criterion : IV – Infrastructure and Learning Resources**  
**Metric : 4.2 –Library as a Learning Resource**  
**Year : 2018-2023**



**Central Library**  
**Library Visits between July 2022 and April 2023**

A. Library Visits - Manual (Central Library) with Printed Registers

Month	Students	Staff	Total
July 2022	811	8	819
August 2022	1793	49	1842
September 2022	1761	38	1799
October 2022	1549	42	1591
November 2022	1159	62	1221
December 2022	892	63	955
<b>Total</b>	<b>7965</b>	<b>262</b>	<b>8227</b>

B. Library Visits - Manual (Central Library) with Automated InOut Management System

Month	Men	Women	Total
December 2022	0	124	124
January 2023	93	1594	1687
February 2023	79	1774	1853
March 2023	70	1707	1777
April 2023	25	882	907
<b>Total</b>	<b>267</b>	<b>6081</b>	<b>6348</b>

Upto 15<sup>th</sup> April 2023 (Last Working Day)

Total : Manual Entry + Computer Entry = 8227 + 6348 = 14575

  
**COLLEGE LIBRARIAN**

  
**PRINCIPAL**  
**PRINCIPAL**  
 M.V.Muthiah Govt  
 Arts College for Women,  
 Dindigul - 624 001, Tamil Nadu



Criterion : IV – Infrastructure and Learning Resources

Metric : 4.2 –Library as a Learning Resource

Year : 2018-2023


**CENTRAL LIBRARY,  
M V MUTHIAH GOVERNMENT ARTS COLLEGE FOR WOMEN, DINDIGUL-1  
DAILY VISITORS DETAILS (MONTHLY SHEET)**

ACADEMIC YEAR: 2022-2023 MONTH: July 22

S.No.	DATE ( DD/MM/YYYY)	NUMBER OF STUDENTS	NUMBER OF STAFF MEMBERS
01	1-7-22	-	-
02	2-7-22	-	-
03	3-7-22	-	-
04	4-7-22	-	-
05	5-7-22	-	-
06	6-7-22	-	-
07	7-7-22	-	-
08	8-7-22	-	-
09	9-7-22	-	-
10	10-7-22	-	-
11	11-7-22	-	-
12	12-7-22	-	-
13	13-7-22	-	-
14	14-7-22	-	-
15	15-7-22	-	-
16	16-7-22	-	-
17	17-7-22	-	-
18	18-7-22	47	-
19	19-7-22	90	-
20	20-7-22	86	-
21	21-7-22	130	-
22	22-7-22	49	1
23	23-7-22	-	-
24	24-7-22	-	-
25	25-7-22	74	1
26	26-7-22	42	2
27	27-7-22	77	1
28	28-7-22	130	2
29	29-7-22	69	1
30	30-7-22	17	-
31	-	-	-
	<b>TOTAL</b>	<b>811</b>	<b>8</b>

FINAL REPORT FOR THE MONTH OF \_\_\_\_\_

Total number of working days in a month : \_\_\_\_\_  
 Total number of Students visited the library in the month : 811  
 Total number of Staff visited the library in the month : 8

  
**COLLEGE LIBRARIAN**  
**M.V.MUTHIAH GOVT. ARTS COLLEGE FOR WOMEN**  
**DINDIGUL-1**



Criterion : IV – Infrastructure and Learning Resources  
 Metric : 4.2 –Library as a Learning Resource  
 Year : 2018-2023

**CENTRAL LIBRARY,  
 M V MUTHIAH GOVERNMENT ARTS COLLEGE FOR WOMEN, DINDIGUL-1  
 DAILY VISITORS DETAILS (MONTHLY SHEET)**

ACADEMIC YEAR: 2022-2023 MONTH: August 22'

S.No.	DATE ( DD/MM/YYYY)	NUMBER OF STUDENTS	NUMBER OF STAFF MEMBERS
01	1-8-22	52	2
02	2-8-22	104	2
03	3-8-22	123	1
04	4-8-22	75	1
05	5-8-22	70	-
06	6-8-22	-	-
07	7-8-22	-	-
08	8-8-22	93	4
09	9-8-22	-	-
10	10-8-22	103	5
11	11-8-22	174	5
12	12-8-22	103	4
13	13-8-22	-	-
14	14-8-22	-	-
15	15-8-22	-	-
16	16-8-22	117	1
17	17-8-22	131	2
18	18-8-22	140	2
19	19-8-22	-	-
20	20-8-22	-	-
21	21-8-22	-	-
22	22-8-22	98	3
23	23-8-22	70	-
24	24-8-22	73	3
25	25-8-22	93	3
26	26-8-22	45	-
27	27-8-22	-	-
28	28-8-22	-	-
29	29-8-22	59	6
30	30-8-22	70	5
31	31-8-22	-	-
TOTAL		1793	49

FINAL REPORT FOR THE MONTH OF \_\_\_\_\_

Total number of working days in a month : \_\_\_\_\_  
 Total number of Students visited the library in the month : 1793  
 Total number of Staff visited the library in the month : 49

*(Signature)*  
 COLLEGE LIBRARIAN  
**LIBRARIAN**  
 M.V.MUTHIAH GOVT. ARTS COLLEGE FOR WOMEN  
 DINDIGUL-1



Criterion : IV – Infrastructure and Learning Resources

Metric : 4.2 –Library as a Learning Resource

Year : 2018-2023




**CENTRAL LIBRARY,  
M V MUTHIAH GOVERNMENT ARTS COLLEGE FOR WOMEN, DINDIGUL-1  
DAILY VISITORS DETAILS (MONTHLY SHEET)**

ACADEMIC YEAR: 2022-2023 MONTH: September 22

S.No.	DATE ( DD/MM/YYYY)	NUMBER OF STUDENTS	NUMBER OF STAFF MEMBERS
01	1-9-22	62	1
02	2-9-22	89	3
03	3-9-22	40	1
04	4-9-22	-	-
05	5-9-22	54	2
06	6-9-22	84	2
07	7-9-22	-	-
08	8-9-22	89	2
09	9-9-22	135	1
10	10-9-22	-	-
11	11-9-22	-	-
12	12-9-22	73	-
13	13-9-22	112	3
14	14-9-22	98	2
15	15-9-22	113	2
16	16-9-22	84	4
17	17-9-22	47	1
18	18-9-22	-	-
19	19-9-22	76	4
20	20-9-22	83	3
21	21-9-22	143	-
22	22-9-22	-	-
23	23-9-22	-	-
24	24-9-22	-	-
25	25-9-22	-	-
26	26-9-22	65	-
27	27-9-22	56	-
28	28-9-22	4	4
29	29-9-22	75	-
30	30-9-22	179	-
31	31-9-22	-	2
TOTAL		1761	38

FINAL REPORT FOR THE MONTH OF \_\_\_\_\_

Total number of working days in a month : \_\_\_\_\_  
 Total number of Students visited the library in the month : 1761  
 Total number of Staff visited the library in the month : 38

  
 COLLEGE LIBRARIAN  
**LIBRARIAN**  
 M.V.MUTHIAH GOVT. ARTS COLLEGE FOR WOMEN  
 DINDIGUL-1



Criterion : IV – Infrastructure and Learning Resources

Metric : 4.2 –Library as a Learning Resource

Year : 2018-2023

CENTRAL LIBRARY,  
M V MUTHIAH GOVERNMENT ARTS COLLEGE FOR WOMEN, DINDIGUL-1  
DAILY VISITORS DETAILS (MONTHLY SHEET)

ACADEMIC YEAR: 2022-2023 MONTH: October 22

S.No.	DATE ( DD/MM/YYYY)	NUMBER OF STUDENTS	NUMBER OF STAFF MEMBERS
01	1. 10. 22	46	-
02	2. 10. 22	-	-
03	3. 10. 22	-	-
04	4. 10. 22	-	-
05	5. 10. 22	-	-
06	6. 10. 22	-	-
07	7. 10. 22	249	4
08	8. 10. 22	125	-
09	9. 10. 22	41	-
10	10. 10. 22	-	-
11	11. 10. 22	78	3
12	12. 10. 22	98	3
13	13. 10. 22	53	5
14	14. 10. 22	96	-
15	15. 10. 22	61	2
16	16. 10. 22	26	-
17	17. 10. 22	5	-
18	18. 10. 22	59	3
19	19. 10. 22	82	3
20	20. 10. 22	79	3
21	21. 10. 22	55	2
22	22. 10. 22	79	-
23	23. 10. 22	12	-
24	24. 10. 22	-	-
25	25. 10. 22	-	-
26	26. 10. 22	-	-
27	27. 10. 22	128	4
28	28. 10. 22	78	3
29	29. 10. 22	36	-
30	30. 10. 22	33	1
31	31. 10. 22	-	-
TOTAL		1549	42

FINAL REPORT FOR THE MONTH OF \_\_\_\_\_

Total number of working days in a month : \_\_\_\_\_  
 Total number of Students visited the library in the month : 1549  
 Total number of Staff visited the library in the month : 42.

*[Signature]*  
 COLLEGE LIBRARIAN  
**LIBRARIAN**  
 M.V.MUTHIAH GOVT. ARTS COLLEGE FOR WOMEN  
 DINDIGUL-1



Criterion : IV – Infrastructure and Learning Resources

Metric : 4.2 –Library as a Learning Resource

Year : 2018-2023

CENTRAL LIBRARY,  
M V MUTHIAH GOVERNMENT ARTS COLLEGE FOR WOMEN, DINDIGUL-1  
DAILY VISITORS DETAILS (MONTHLY SHEET)

ACADEMIC YEAR: 2022-2023 MONTH: November 22

S.No.	DATE ( DD/MM/YYYY)	NUMBER OF STUDENTS	NUMBER OF STAFF MEMBERS
01	1. 11. 22	94	1
02	2. 11. 22	51	1
03	3. 11. 22	114	1
04	4. 11. 22	73	4
05	5. 11. 22	46	3
06	6. 11. 22	1	1
07	7. 11. 22	51	4
08	8. 11. 22	78	1
09	9. 11. 22	53	8
10	10. 11. 22	77	1
11	11. 11. 22	57	1
12	12. 11. 22	1	1
13	13. 11. 22	1	1
14	14. 11. 22	74	1
15	15. 11. 22	66	2
16	16. 11. 22	74	1
17	17. 11. 22	80	3
18	18. 11. 22	62	3
19	19. 11. 22	1	2
20	20. 11. 22	1	1
21	21. 11. 22	25	3
22	22. 11. 22	17	3
23	23. 11. 22	12	3
24	24. 11. 22	3	4
25	25. 11. 22	12	1
26	26. 11. 22	1	1
27	27. 11. 22	1	3
28	28. 11. 22	26	1
29	29. 11. 22	12	3
30	30. 11. 22	2	5
31		1	6
	TOTAL	1159	62

FINAL REPORT FOR THE MONTH OF \_\_\_\_\_

Total number of working days in a month : 1159  
 Total number of Students visited the library in the month : \_\_\_\_\_  
 Total number of Staff visited the library in the month : 62

*(Signature)*  
 COLLEGE LIBRARIAN  
**LIBRARIAN**  
 M.V.MUTHIAH GOVT. ARTS COLLEGE FOR WOMEN  
 DINDIGUL-1



Criterion : IV – Infrastructure and Learning Resources

Metric : 4.2 –Library as a Learning Resource

Year : 2018-2023



**CENTRAL LIBRARY,  
M V MUTHIAH GOVERNMENT ARTS COLLEGE FOR WOMEN, DINDIGUL-1  
DAILY VISITORS DETAILS (MONTHLY SHEET)**

ACADEMIC YEAR: 2022-2023 MONTH: December 22

S.No.	DATE ( DD/MM/YYYY)	NUMBER OF STUDENTS	NUMBER OF STAFF MEMBERS
01	1.12.22	16	2
02	2.12.22	14	1
03	3.12.22	24	1
04	4.12.22	—	—
05	5.12.22	9	1
06	6.12.22	3	2
07	7.12.22	49	1
08	8.12.22	52	2
09	9.12.22	31	5
10	10.12.22	—	2
11	11.12.22	—	—
12	12.12.22	—	—
13	13.12.22	34	4
14	14.12.22	38	4
15	15.12.22	47	5
16	16.12.22	32	6
17	17.12.22	47	9
18	18.12.22	—	—
19	19.12.22	—	—
20	20.12.22	55	5
21	21.12.22	140	6
22	22.12.22	137	5
23	23.12.22	130	3
24	24.12.22	34	3
25	25.12.22	—	—
26	26.12.22	—	—
27	27.12.22	—	—
28	28.12.22	—	—
29	29.12.22	—	—
30	30.12.22	—	—
31	31.12.22	—	—
TOTAL		892	63

FINAL REPORT FOR THE MONTH OF \_\_\_\_\_

Total number of working days in a month : \_\_\_\_\_  
 Total number of Students visited the library in the month : 892  
 Total number of Staff visited the library in the month : 63

*(Signature)*  
 COLLEGE LIBRARIAN

**LIBRARIAN**  
 M.V.MUTHIAH GOVT. ARTS COLLEGE FOR WOMEN







Criterion : IV – Infrastructure and Learning Resources  
 Metric : 4.2 – Library as a Learning Resource  
 Year : 2018-2023

**CENTRAL LIBRARY,  
 M V MUTHIAH GOVERNMENT ARTS COLLEGE FOR WOMEN, DINDIGUL-1  
 DAILY VISITORS DETAILS (MONTHLY SHEET)**

ACADEMIC YEAR: 2022-2023 MONTH: January 23

S.No.	DATE ( DD/MM/YYYY)	NUMBER OF STUDENTS	NUMBER OF STAFF MEMBERS
01	1.1.23	UGIS UGRS PG2 mphi).	—
02	2.1.23	113	3
03	3.1.23	66	2
04	4.1.23	101	1
05	5.1.23	80	4
06	6.1.23	118	6
07	7.1.23	33	—
08	8.1.23	—	—
09	9.1.23	10	—
10	10.1.23	—	—
11	11.1.23	—	—
12	12.1.23	24	—
13	13.1.23	—	—
14	14.1.23	—	—
15	15.1.23	—	—
16	16.1.23	—	—
17	17.1.23	—	—
18	18.1.23	—	—
19	19.1.23	—	—
20	20.1.23	—	—
21	21.1.23	—	—
22	22.1.23	—	—
23	23.1.23	—	—
24	24.1.23	—	—
25	25.1.23	—	—
26	26.1.23	—	—
27	27.1.23	—	—
28	28.1.23	—	—
29	29.1.23	—	—
30	30.1.23	—	—
31	31.1.23	—	—
TOTAL		545	16

FINAL REPORT FOR THE MONTH OF \_\_\_\_\_

Total number of working days in a month : \_\_\_\_\_

Total number of Students visited the library in the month : 545

Total number of Staff visited the library in the month : 16

*[Signature]*  
 COLLEGE LIBRARIAN  
**LIBRARIAN**  
 M.V.MUTHIAH GOVT. ARTS COLLEGE FOR WOMEN  
 DINDIGUL-1



**Criterion : IV – Infrastructure and Learning Resources**

**Metric : 4.2 –Library as a Learning Resource**

**Year : 2018-2023**



LIBRARY VISIT STATISTICS JAN 2023					
MVM GACW DGL Central Library Statistical Inout System Report From 2023-01-01 To 2023-01-31					
Date	Day	Boys	Girls	Visits	Location
2023-01-02	Monday	0	65	65	MVM Central Library
2023-01-03	Tuesday	0	77	77	MVM Central Library
2023-01-04	Wednesday	0	96	96	MVM Central Library
2023-01-05	Thursday	22	97	119	MVM Central Library
2023-01-06	Friday	10	125	135	MVM Central Library
2023-01-07	Saturday	4	58	62	MVM Central Library
2023-01-09	Monday	6	123	129	MVM Central Library
2023-01-10	Tuesday	6	109	115	MVM Central Library
2023-01-11	Wednesday	3	82	85	MVM Central Library
2023-01-12	Thursday	3	48	51	MVM Central Library
2023-01-13	Friday	7	3	10	MVM Central Library
2023-01-18	Wednesday	2	124	126	MVM Central Library
2023-01-19	Thursday	3	109	112	MVM Central Library
2023-01-20	Friday	1	132	133	MVM Central Library
2023-01-23	Monday	3	73	76	MVM Central Library
2023-01-24	Tuesday	6	108	114	MVM Central Library
2023-01-25	Wednesday	5	108	113	MVM Central Library
2023-01-30	Monday	8	17	25	MVM Central Library
2023-01-31	Tuesday	4	40	44	MVM Central Library
Total	-	93	1594	1687	-

COLLEGE LIBRARIAN

**LIBRARIAN**  
M.V.MUTHIAH GOVT. ARTS COLLEGE FOR WOMEN  
DINIDIGUL-1




**Criterion : IV – Infrastructure and Learning Resources**

**Metric : 4.2 –Library as a Learning Resource**

**Year : 2018-2023**

LIBRARY VISIT STATISTICS FEB 2023					
MVM GACW DGL Central Library Statistical Inout System Report From 2023-02-01 To 2023-02-28					
Date	Day	Boys	Girls	Visits	Location
2023-02-01	Wednesday	1	72	73	MVM Central Library
2023-02-02	Thursday	3	73	76	MVM Central Library
2023-02-03	Friday	2	71	73	MVM Central Library
2023-02-04	Saturday	0	32	32	MVM Central Library
2023-02-06	Monday	5	80	85	MVM Central Library
2023-02-07	Tuesday	3	71	74	MVM Central Library
2023-02-08	Wednesday	4	62	66	MVM Central Library
2023-02-09	Thursday	2	89	91	MVM Central Library
2023-02-10	Friday	4	80	84	MVM Central Library
2023-02-13	Monday	4	70	74	MVM Central Library
2023-02-14	Tuesday	6	71	77	MVM Central Library
2023-02-15	Wednesday	4	99	103	MVM Central Library
2023-02-16	Thursday	5	111	116	MVM Central Library
2023-02-17	Friday	3	70	73	MVM Central Library
2023-02-18	Saturday	2	51	53	MVM Central Library
2023-02-20	Monday	3	102	105	MVM Central Library
2023-02-21	Tuesday	3	84	87	MVM Central Library
2023-02-22	Wednesday	6	70	76	MVM Central Library
2023-02-23	Thursday	9	132	141	MVM Central Library
2023-02-24	Friday	2	91	93	MVM Central Library
2023-02-25	Saturday	2	57	59	MVM Central Library
2023-02-27	Monday	3	75	78	MVM Central Library
2023-02-28	Tuesday	3	61	64	MVM Central Library
<b>Total</b>	-	<b>79</b>	<b>1774</b>	<b>1853</b>	-

  
 COLLEGE LIBRARIAN  
 28/2/23  
**LIBRARIAN**  
 M.V.MUTHIAH GOVT. ARTS COLLEGE FOR WOMEN  
 DINIDIGUL-1




**Criterion : IV – Infrastructure and Learning Resources**

**Metric : 4.2 –Library as a Learning Resource**

**Year : 2018-2023**

LIBRARY VISIT STATISTICS MARCH 2023					
MVM GACW DGL Central Library Statistical Inout System Report From 2023-03-01 To 2023-03-31					
Date	Day	Boys	Girls	Visits	Location
2023-03-01	Wednesday	5	66	71	MVM Central Library
2023-03-02	Thursday	3	102	105	MVM Central Library
2023-03-03	Friday	2	51	53	MVM Central Library
2023-03-04	Saturday	2	49	51	MVM Central Library
2023-03-09	Thursday	3	94	97	MVM Central Library
2023-03-10	Friday	2	114	116	MVM Central Library
2023-03-13	Monday	5	67	72	MVM Central Library
2023-03-14	Tuesday	3	81	84	MVM Central Library
2023-03-15	Wednesday	5	96	101	MVM Central Library
2023-03-16	Thursday	4	83	87	MVM Central Library
2023-03-17	Friday	4	31	35	MVM Central Library
2023-03-18	Saturday	0	10	10	MVM Central Library
2023-03-20	Monday	3	43	46	MVM Central Library
2023-03-21	Tuesday	2	25	27	MVM Central Library
2023-03-23	Thursday	3	93	96	MVM Central Library
2023-03-24	Friday	6	113	119	MVM Central Library
2023-03-25	Saturday	4	18	22	MVM Central Library
2023-03-27	Monday	6	103	109	MVM Central Library
2023-03-28	Tuesday	2	136	138	MVM Central Library
2023-03-29	Wednesday	3	98	101	MVM Central Library
2023-03-30	Thursday	2	78	80	MVM Central Library
2023-03-31	Friday	1	156	157	MVM Central Library
Total	-	70	1707	1777	-

  
 COLLEGE LIBRARIAN  
**LIBRARIAN**  
 M.V.MUTHIAH GOVT. ARTS COLLEGE FOR WOMEN  
 DINIDIGUL-1

